


4Q24

Rio de Janeiro Industrial/Logistics Market Report



NEWMARK

Market Information

Economy

- The world economy has shown itself resilient, given restrictive monetary policies, with a decrease in inflation. This scenario resulted in moderate growth of the global economy. Following the US presidential elections, the economic policies of the president-elect such as an expansionist and more protectionist fiscal policy, have already influenced the price of goods and assets. Thus, the US Dollar has increased in value all over the world. Wars wage on in both Europe and the Middle East, with no end in sight, making the international scenario even more challenging;
- The YTD GDP (through September) was R\$ 299 trillion, accumulating a 3.3% increase compared to the same period in 2023, but there was a slowdown in the 3rd quarter; Brazilian manufacturing also slowed in 4Q24. Output in November dropped 0.6% compared to October, this is the second consecutive dropped, leading to an accumulated 0.8% in the period. Manufacturing output dropped in 19 of the 25 sectors, in particular automotive vehicles (11.5% drop), and crude oil deliveries (3.5% drop).
- The labor market has been quite active, with an increase in the percent population employed and a decrease in unemployment to 6.1%. The trade balance was positive, reaching record levels, primarily due to exports to China. However, loss of confidence due to the fiscal policy, high levels of public debt, and growing inflation all have a strong impact on the nation's economic performance.

Transactions

- Leases of high-end industrial and logistics warehouses in Rio de Janeiro picked up quite a bit late in 2024, with gross absorption of 240 thousand m², and net absorption of 223 thousand. These results contributed to record annual numbers;
- Most transactions in the quarter involved players in e-commerce, which accounted for 53% of the transactions with known players.

Market Indicators

- The gross absorption was 240 thousand m² and the net absorption was 223 thousand m² in the quarter, both above the 3rd quarter;
- The vacancy rate dropped from 12.5% to 10.2%
- The average asking rent price remained virtually stable in the quarter, closing at R\$ 22.6 /m²/month

Outlook

- The market for high end industrial and logistics warehouses in Rio de Janeiro reached record numbers in 2024, with significant net absorption and a decline in the vacancy rate. Strong demand, primarily driven by e-commerce players, shows the segment continues to have potential, even considering developments already delivered.
- The drop in new deliveries expected in 2025 could limit supply, contributing to a declining vacancy rate should demand remain consistent.
- If high occupancy rates continue, it is possible that rents will adjust to new values, especially in areas with higher demand such as the city of Rio de Janeiro and Duque de Caxias. We continue to monitor supply and demand, along with the economic outlook, all of which are key elements that can impact company growth and investment plans, influencing the performance of the real estate market.

4Q24

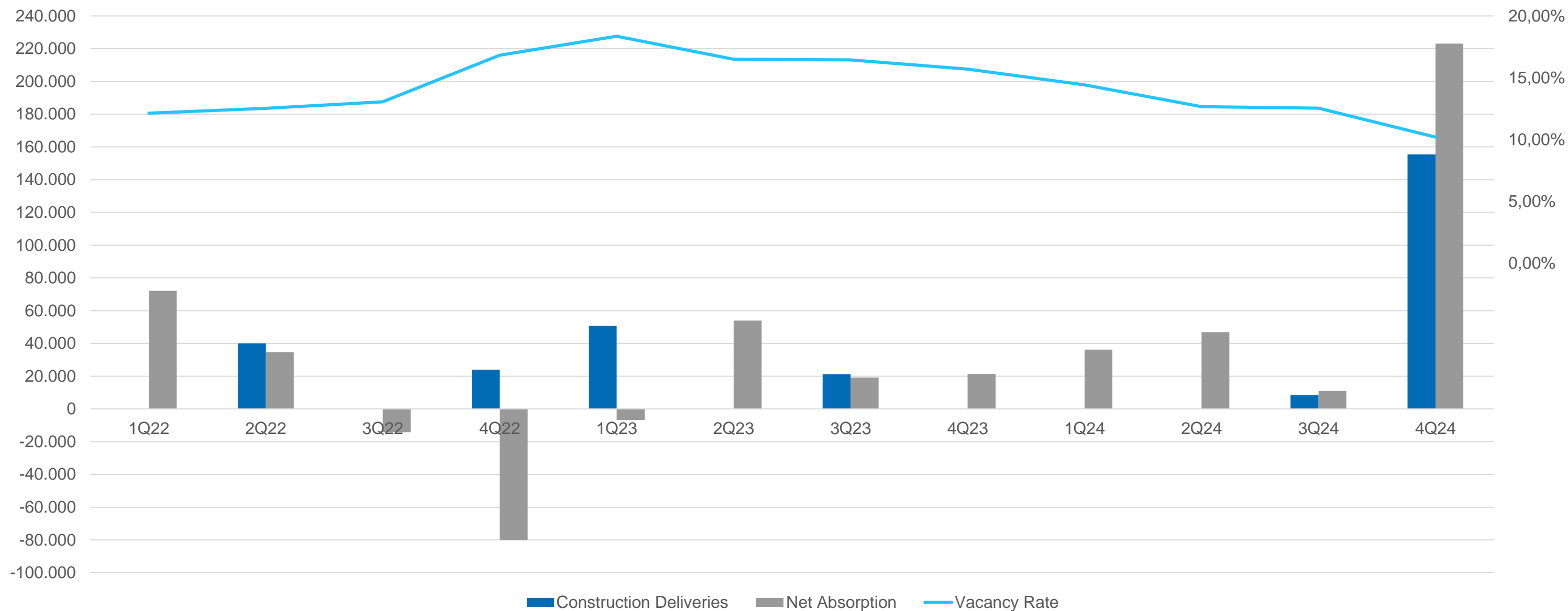
Market Indicators



Acceleration in industrial and logistics leasing activity

Demand indicators this year exceeded the year-to-date records of the historical series. The new inventory delivered in the quarter was 155 thousand m², the largest volume of the year in a single period, which attracted higher demand and resulted in a decrease in vacancy

New Inventory Delivered, Net Absorption and Vacancy Rate – Class A, AA and AAA

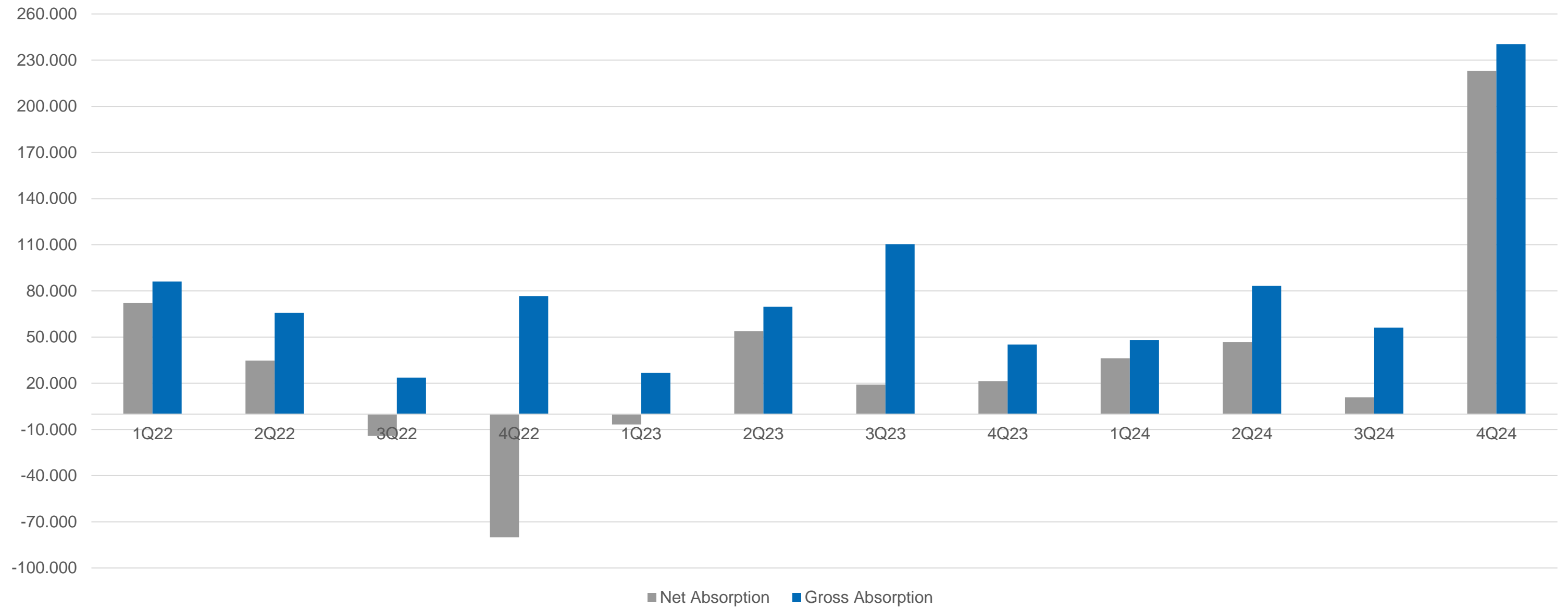


Source: Newmark Brasil – Market Research

Record absorption in 2024

The strong demand, driven primarily by the e-commerce sector, showed the continued potential of the segment

Gross and Net Absorption (sqm) – Class A, AA and AAA

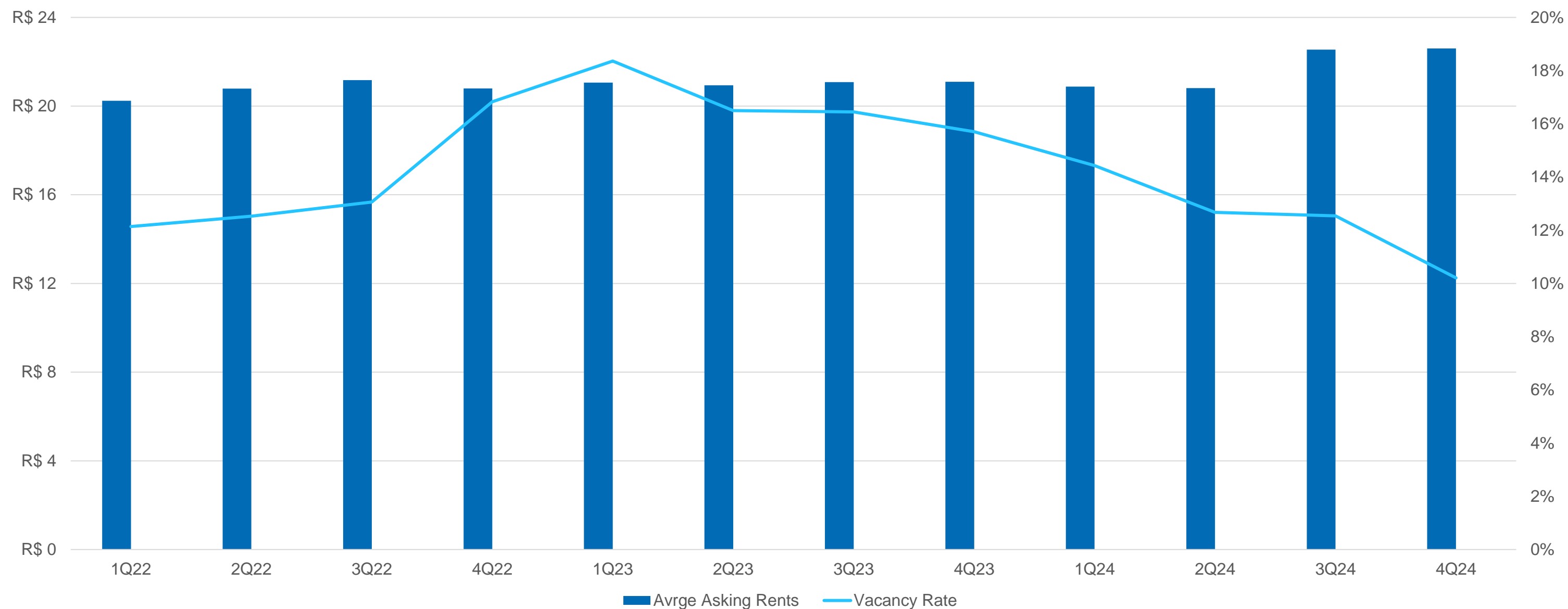


Source: Newmark Brasil – Market Research

Vacancy rate falls to the lowest historical level

The vacancy rate dropped by nearly 2 percentage points in the quarter, closing at 10.2% – the lowest percentage in the analyzed historical series. Prices remained stable

Average of Asking Rent and Vacancy Rate – Class A, AA and AAA

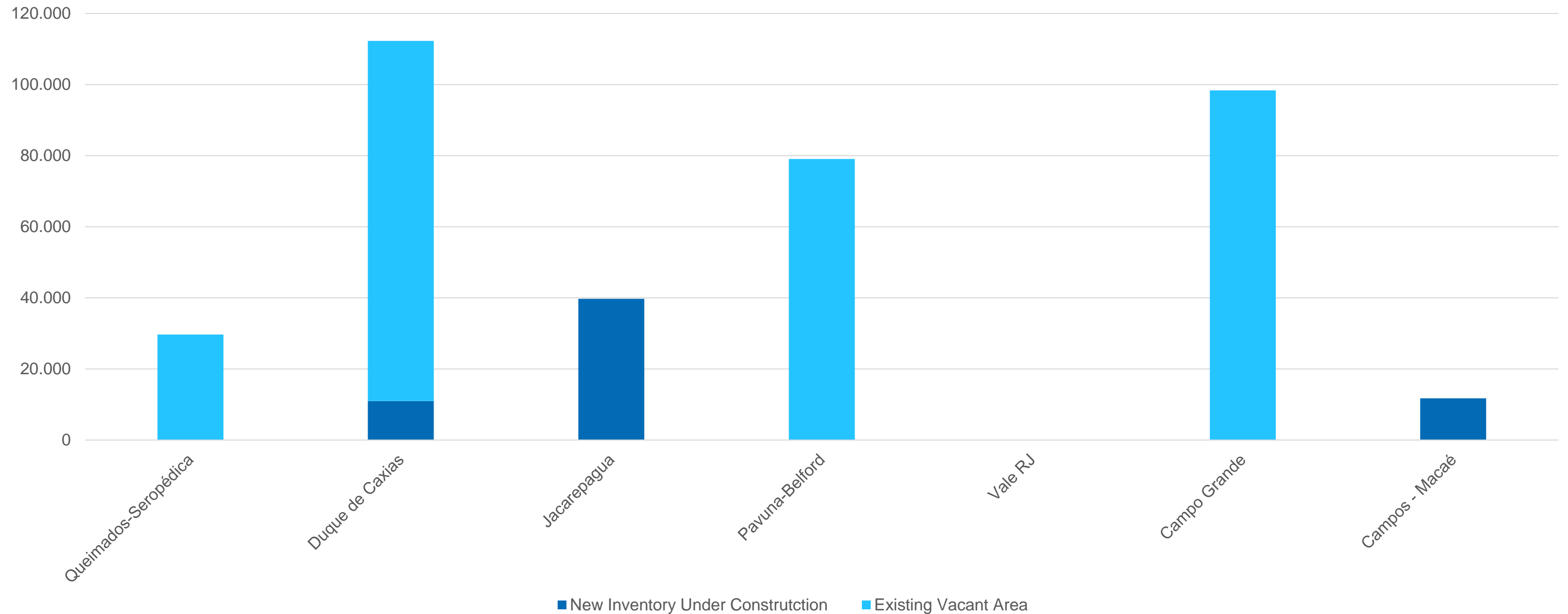


Source: Newmark Brasil – Market Research

New inventory forecasted to 2025

The volume under construction is significantly lower than the currently available vacant area, which should not pose a risk of oversupply, especially if demand follows the trend of this year

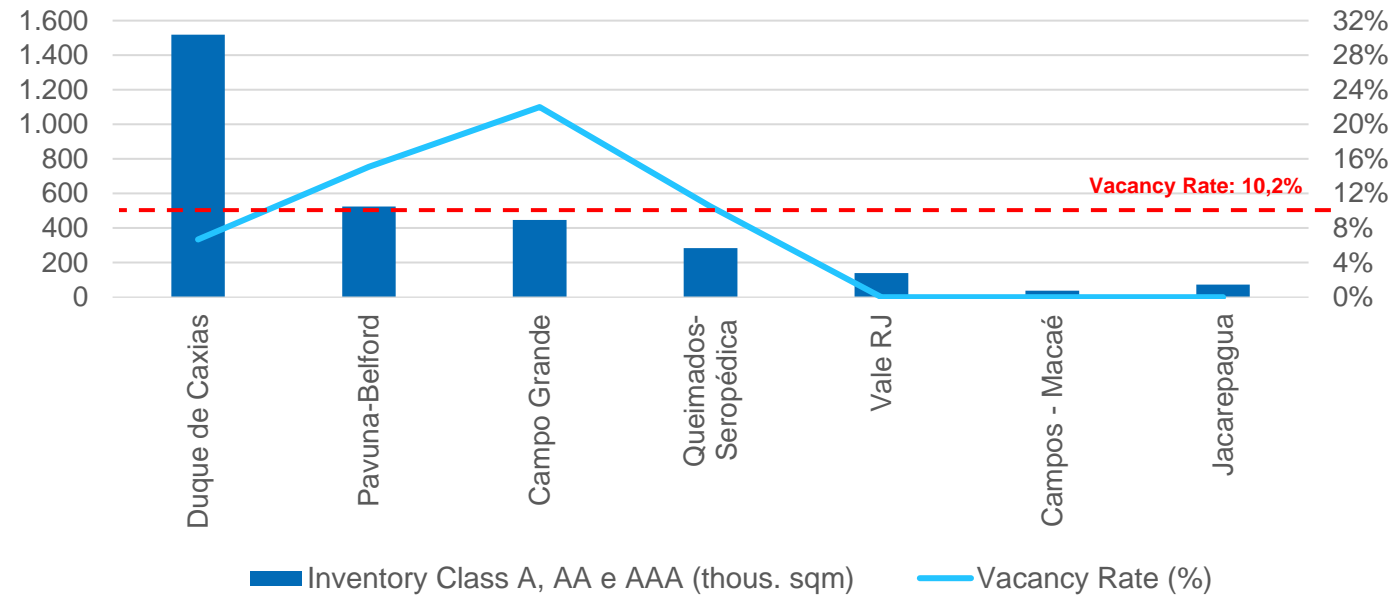
Existing Vacant Rate vs. New Inventory in Construction per Submarket (sqm) – Class A, AA and AAA (no delivery date estimated)



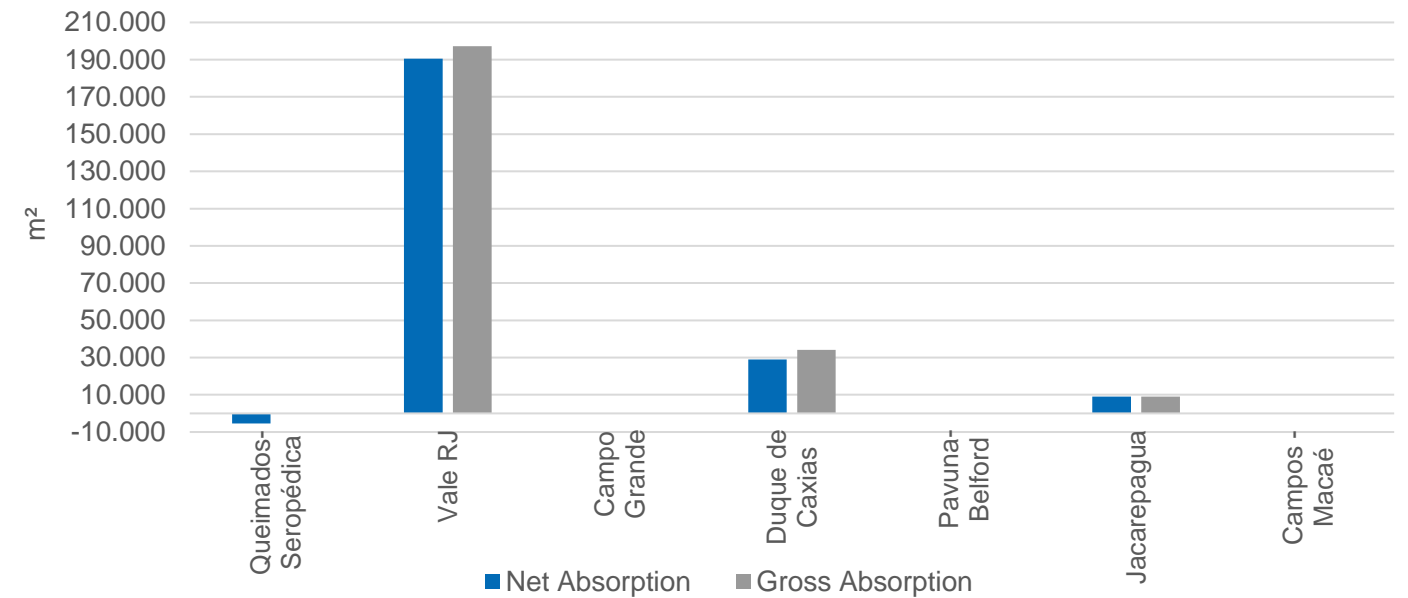
Source: Newmark Brasil – Market Research

Submarket Analysis

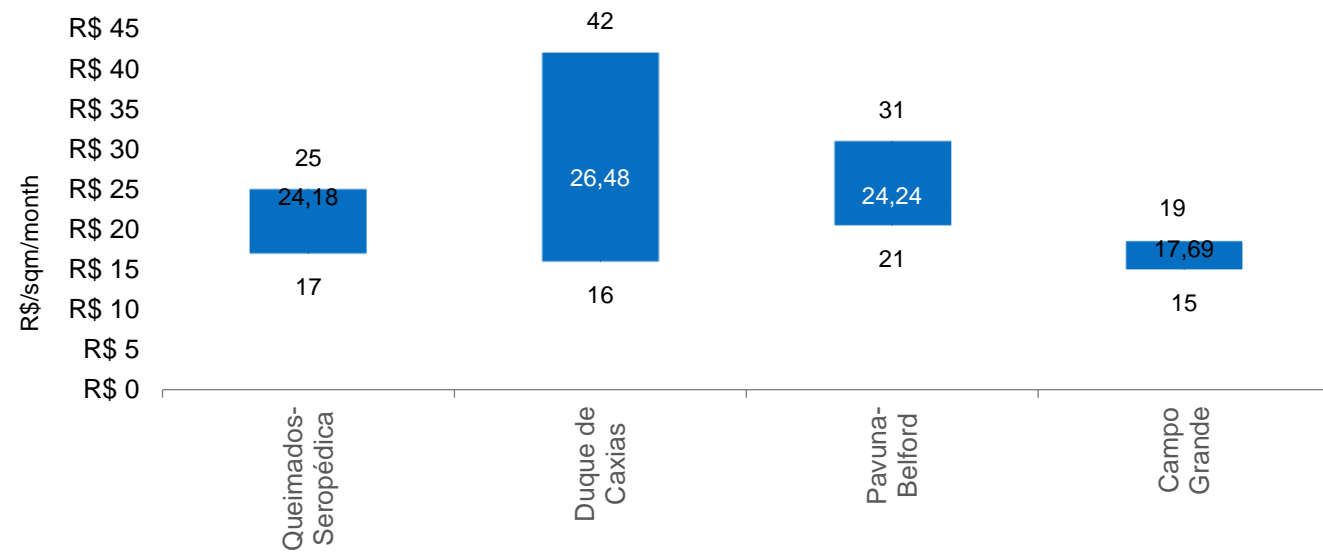
Inventory vs. Vacancy Rate



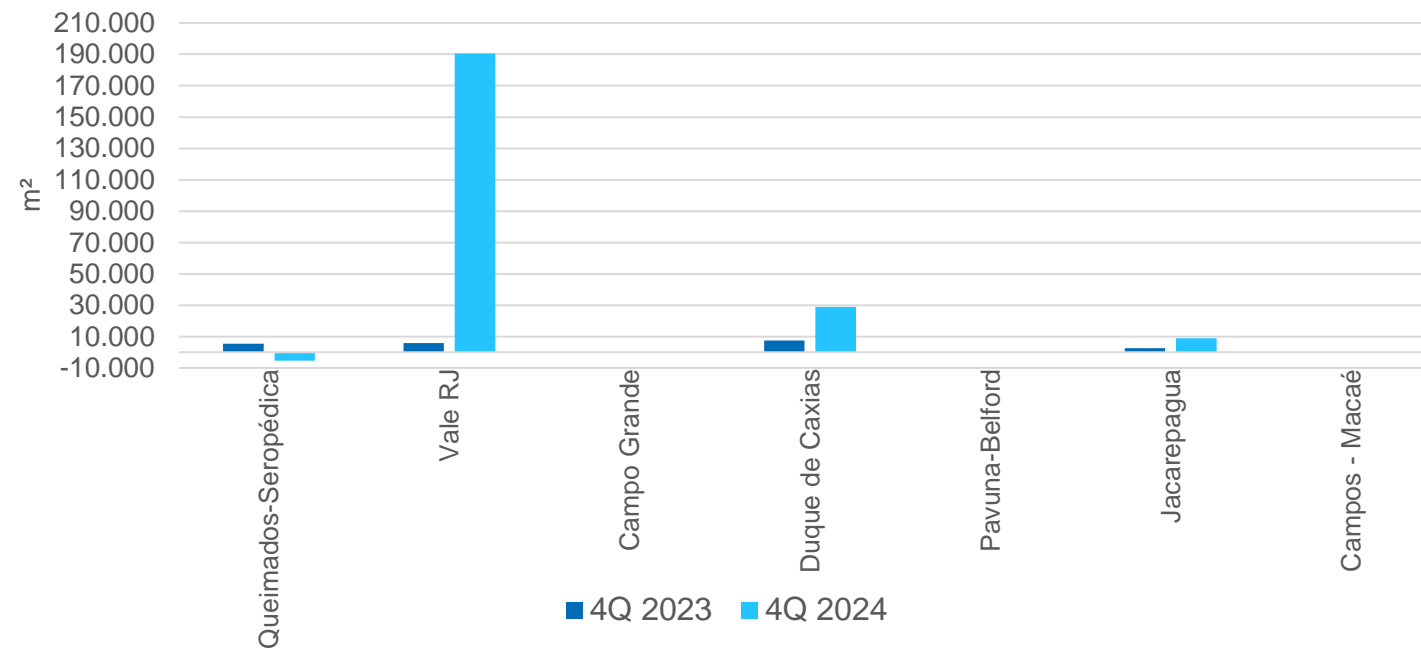
Net and Gross Absorption per Submarket



Minimum, Average and Maximum Asking Rent (USD/sqm/month)



Net Absorption – Y-oY Variation



Source: Newmark Brasil – Market Research



For more information,
please reach out your business contact at Newmark Brasil.

For more market research information:

Mariana Hanania

Head of Market Research

Brazil

mariana.hanania@nmrkbrasil.com.br

NEWMARK BRASIL

Av. Dr. Cardoso de Melo, 1460, Cj. 71

Cep. 04548-005

São Paulo, SP, Brasil

t 5511-2737-3130

nmrkbrasil.com.br

Newmark has access to custom databases that meet our classification and scope parameters using our own methodology, which includes the periodic re-classification of some properties. Our data is constantly refined, and therefore there may be adjustment in historical statistics including availability, asking rents, absorption, and actual rents. Newmark research reports are available at nmrk.com/research. All of the information contained herein comes from reliable sources. However, Newmark has not checked all of the information; they constitute statements and representations of the source, and not Newmark. Recipients of this publication shall independently check this information and any other information that may prove relevant for any decision that may be made in regards to this publication, and must check professionals of its own choice or all aspects of the decision, including those of a legal, financial, or fiscal nature. No recipient of this publication may distribute, disclose, publish, transmit, copy, upload, download or otherwise reproduce the contents herein without the prior written consent of Newmark. This document is for information purposes only and shall not be construed as advice or recommendation of a specific strategy. It shall not be used to predict market movements, for investments in securities, transactions, investment strategies, or for any other purpose.

NEWMARK